



UT4822

Power MOSFET

DUAL N-CHANNEL ENHANCEMENT MODE

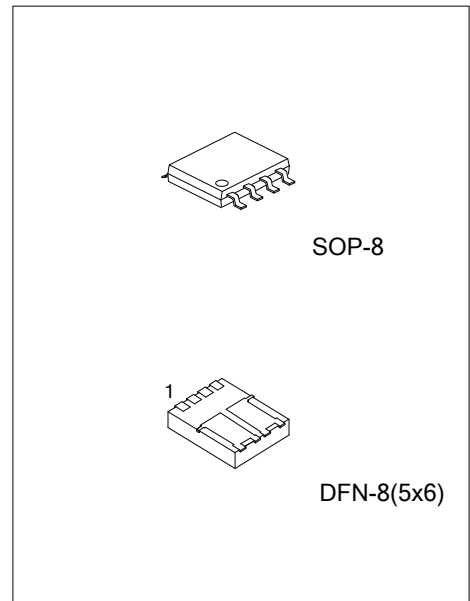
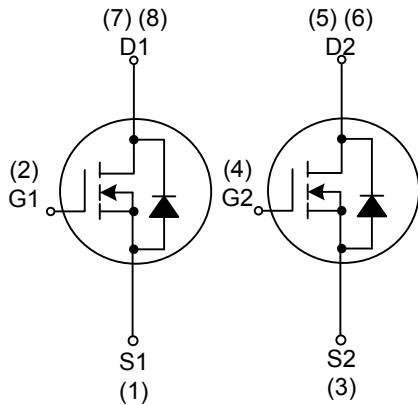
DESCRIPTION

The **UT4822** can provide excellent $R_{DS(ON)}$ and low gate charge by using advanced trench technology. The **UT4822** is suitable for using as a load switch or in PWM applications.

FEATURES

- * 30V/8.5A
- * Low $R_{DS(ON)}$
- * Reliable and Rugged

SYMBOL



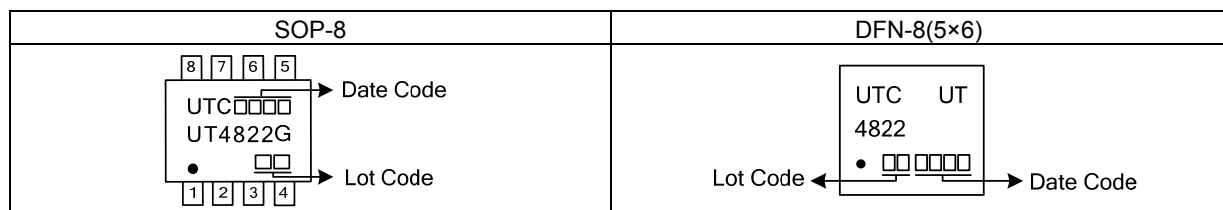
ORDERING INFORMATION

Ordering Number	Package	Pin Assignment								Packing
		1	2	3	4	5	6	7	8	
UT4822G-S08-R	SOP-8	S1	G1	S2	G2	D2	D2	D1	D1	Tape Reel
UT7852G-K08-5060-R	DFN-8(5x6)	S1	G1	S2	G2	D2	D2	D1	D1	Tape Reel

Note: Pin Assignment: G: Gate D: Drain S: Source

<p>UT4822G-S08-R</p> <ul style="list-style-type: none"> (1) Packing Type (2) Package Type (3) Green Package 	<ul style="list-style-type: none"> (1) R: Tape Reel (2) S08: SOP-8, K08-5060: DFN-8(5x6) (3) G: Halogen Free and Lead Free
--	---

MARKING



■ ABSOLUTE MAXIMUM RATINGS ($T_A = 25^\circ\text{C}$, unless otherwise specified)

PARAMETER	SYMBOL	RATINGS	UNIT
Drain-Source Voltage	V_{DS}	30	V
Gate-Source Voltage	V_{GS}	± 20	V
Continuous Drain Current	I_D	8.5	A
Pulsed Drain Current	I_{DM}	40	A
Power Dissipation	SOP-8	2	W
	DFN-8(5x6)	2.7	W
Junction Temperature	T_J	+150	$^\circ\text{C}$
Storage Temperature	T_{STG}	-55 ~ +150	$^\circ\text{C}$

Note: 1. Absolute maximum ratings are those values beyond which the device could be permanently damaged.

Absolute maximum ratings are stress ratings only and functional device operation is not implied.

2. Pulse width limited by $T_{J(MAX)}$

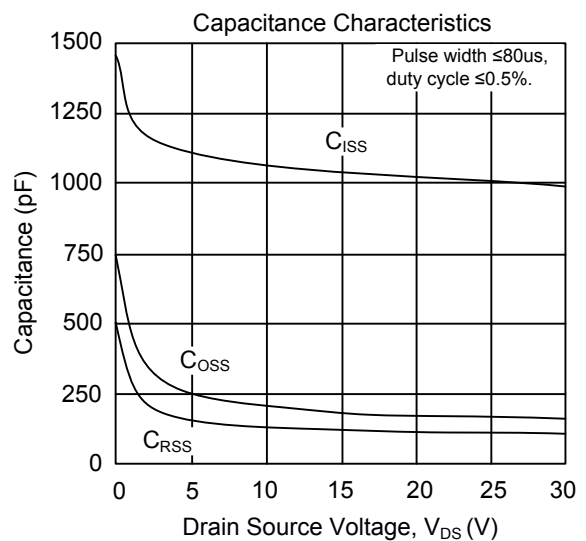
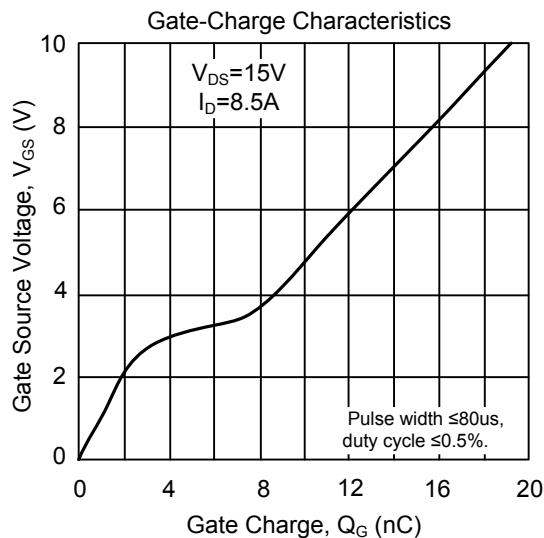
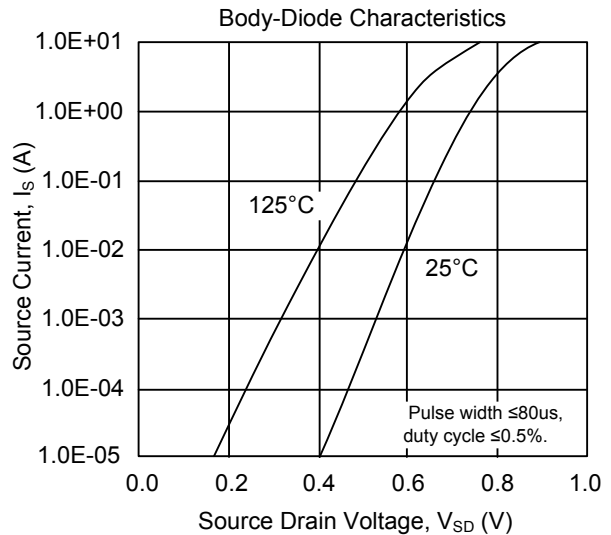
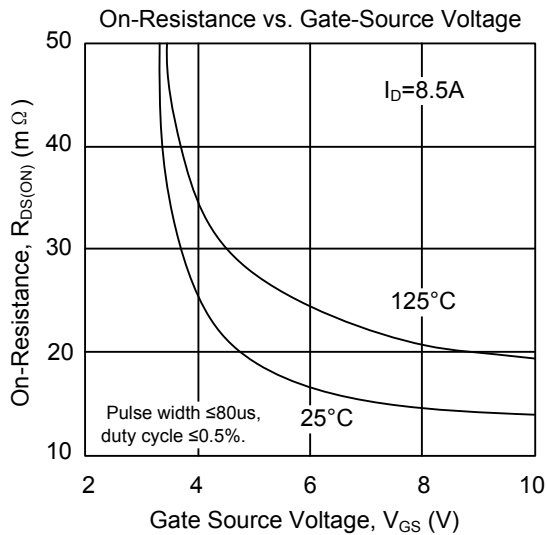
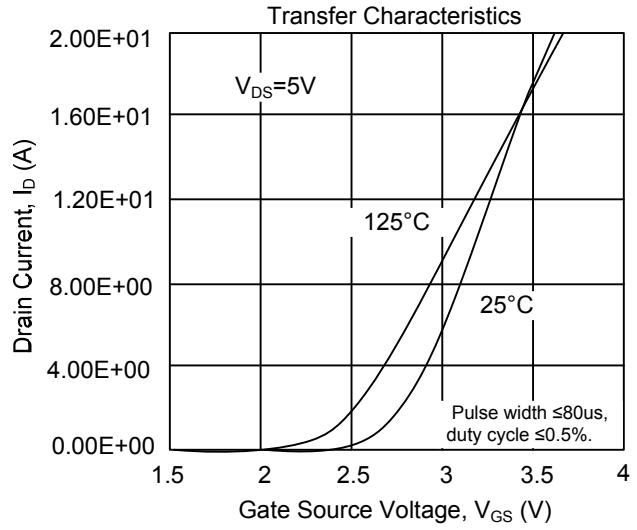
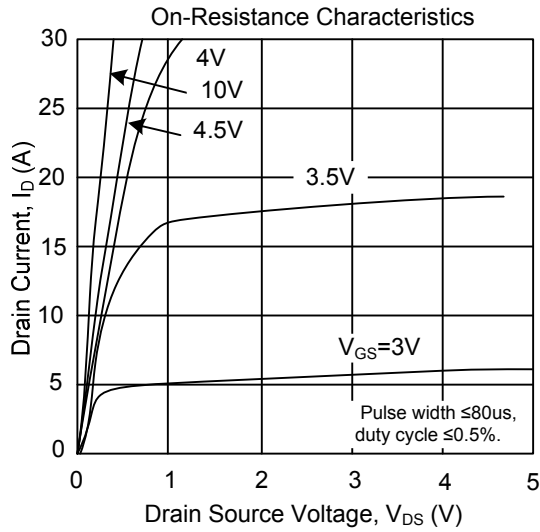
■ THERMAL DATA

PARAMETER	SYMBOL	RATINGS	UNIT
Junction to Ambient	SOP-8	110	$^\circ\text{C/W}$
	DFN-8(5x6)	46	$^\circ\text{C/W}$

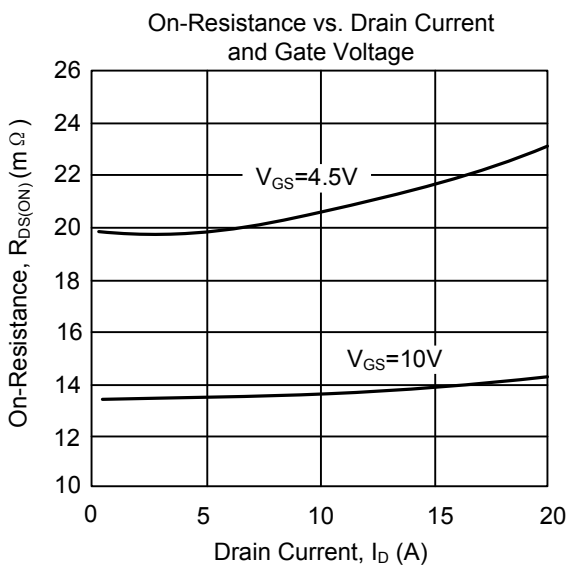
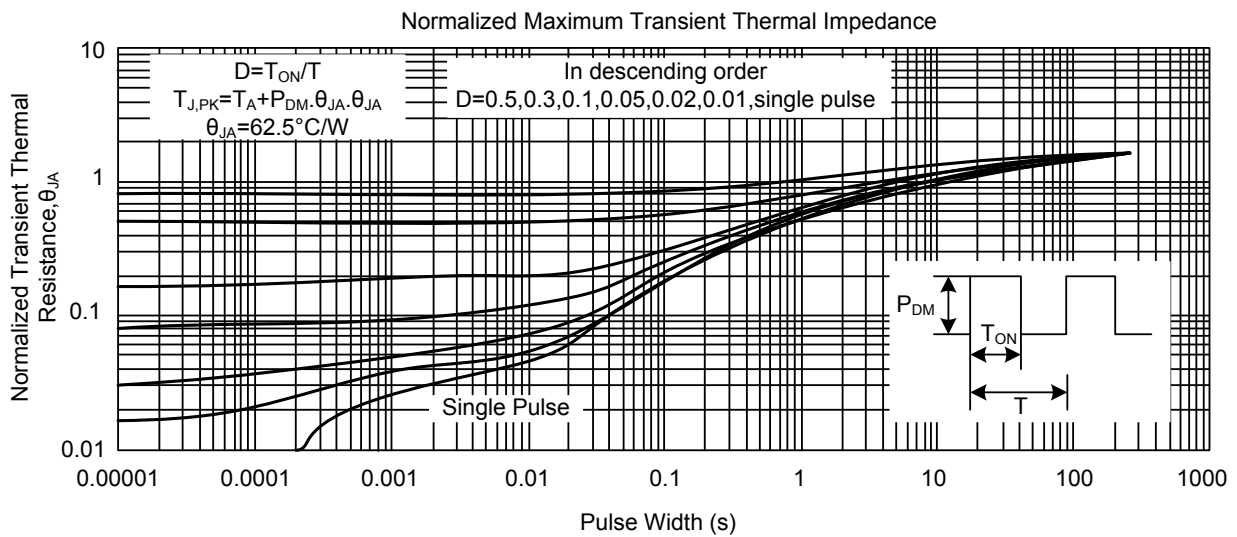
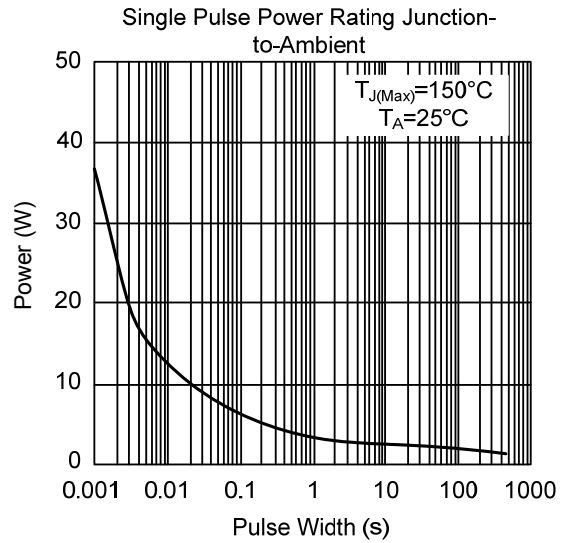
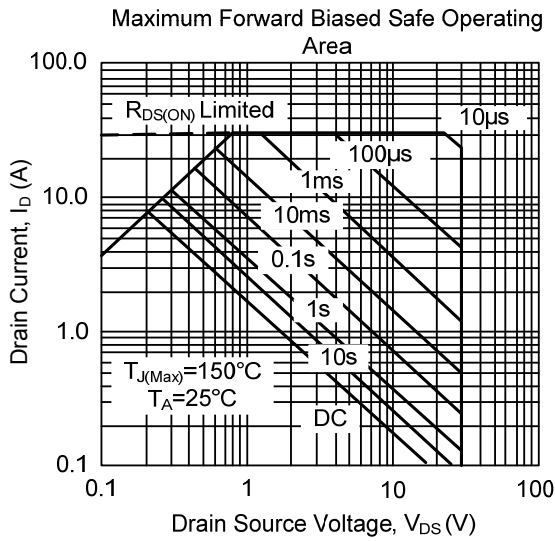
■ ELECTRICAL CHARACTERISTICS ($T_A = 25^\circ\text{C}$, unless otherwise specified)

PARAMETER	SYMBOL	TEST CONDITIONS	MIN	TYP	MAX	UNIT
OFF CHARACTERISTICS						
Drain-Source Breakdown Voltage	BV_{DSS}	$V_{GS}=0V, I_D=250\mu\text{A}$	30			V
Drain-Source Leakage Current	I_{DSS}	$V_{DS}=24V, V_{GS}=0V$			1	μA
Gate-Source Leakage Current	I_{GSS}	$V_{DS}=0V, V_{GS}=\pm 20V$			± 100	nA
ON CHARACTERISTICS						
Gate Threshold Voltage	$V_{GS(TH)}$	$V_{DS}=V_{GS}, I_D=250\mu\text{A}$	1	1.8	3	V
Drain-Source On-State Resistance	$R_{DS(ON)}$	$V_{GS}=10V, I_D=8.5A$		13.4	16	m Ω
		$V_{GS}=4.5V, I_D=6A$		21	26	m Ω
DYNAMIC CHARACTERISTICS						
Input Capacitance	C_{ISS}	$V_{GS}=0V, V_{DS}=15V, f=1.0\text{MHz}$		1040	1250	pF
Output Capacitance	C_{OSS}			180		pF
Reverse Transfer Capacitance	C_{RSS}			110		pF
SWITCHING CHARACTERISTICS						
Total Gate Charge	Q_G	$V_{DS}=15V, V_{GS}=10V, I_D=8.5A$		19.2	23	nC
Gate-Source Charge	Q_{GS}			2.6		nC
Gate-Drain Charge	Q_{GD}			4.2		nC
Turn-ON Delay Time	$t_{D(ON)}$	$V_{DD}=15V, V_{GS}=10V, R_G=3\Omega, R_L=1.8\Omega$		5.2	7.5	ns
Turn-ON Rise Time	t_R			4.4	6.5	ns
Turn-OFF Delay Time	$t_{D(OFF)}$			17.3	25	ns
Turn-OFF Fall Time	t_F			3.3	5	ns
SOURCE- DRAIN DIODE RATINGS AND CHARACTERISTICS						
Maximum Continuous Drain-Source Diode Forward Current	I_S				3	A
Drain-Source Diode Forward Voltage	V_{SD}	$I_S=1A, V_{GS}=0V$		0.76	1	V
Reverse Recovery Time	t_{RR}	$I_F=8.5A, dI_F/dt=100\text{A}/\mu\text{s}$		16.7	21	ns
Reverse Recovery Charge	Q_{RR}			6.7	10	nC

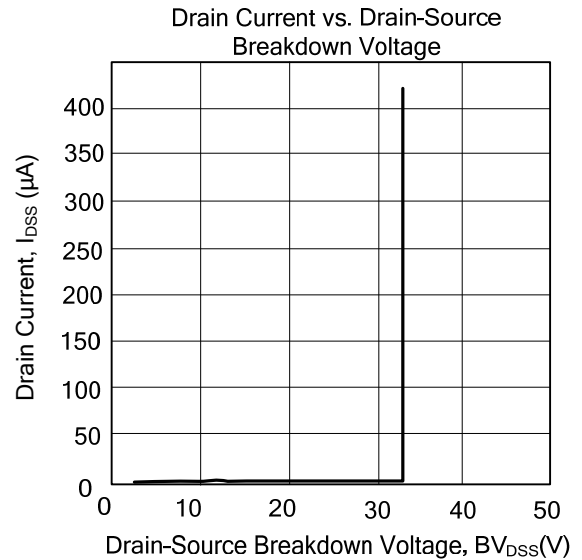
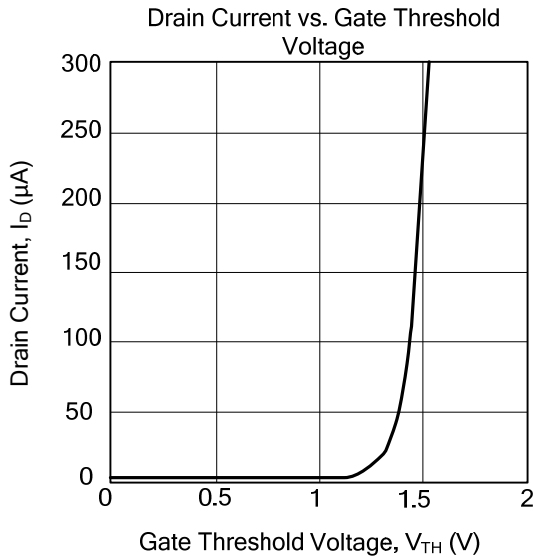
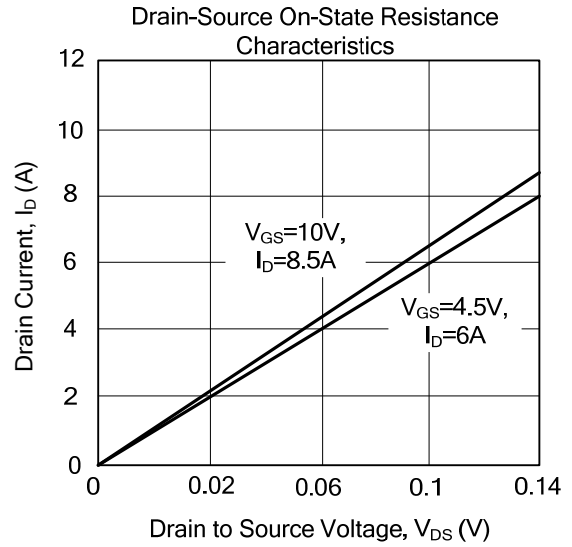
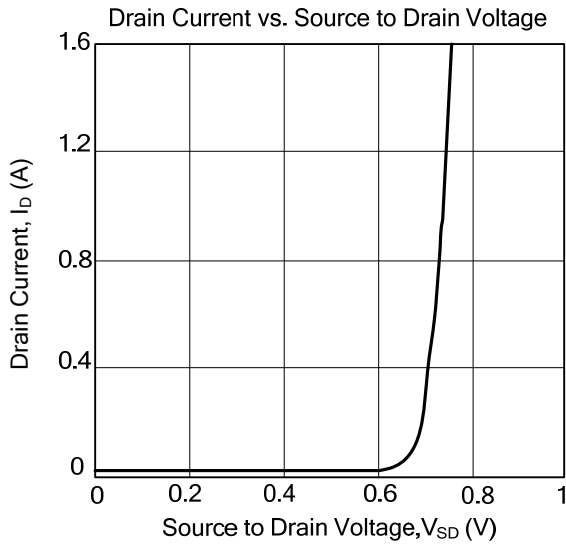
TYPICAL CHARACTERISTICS



■ TYPICAL CHARACTERISTICS(Cont.)



■ TYPICAL CHARACTERISTICS(Cont.)



UTC assumes no responsibility for equipment failures that result from using products at values that exceed, even momentarily, rated values (such as maximum ratings, operating condition ranges, or other parameters) listed in products specifications of any and all UTC products described or contained herein. UTC products are not designed for use in life support appliances, devices or systems where malfunction of these products can be reasonably expected to result in personal injury. Reproduction in whole or in part is prohibited without the prior written consent of the copyright owner. The information presented in this document does not form part of any quotation or contract, is believed to be accurate and reliable and may be changed without notice.