



UT7401

Power MOSFET

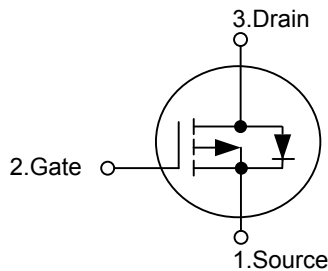
1.2A, 30V P-CHANNEL ENHANCEMENT MODE POWER MOSFET

DESCRIPTION

The UTC **UT7401** is P-channel enhancement mode power MOSFET, designed in serried ranks. With fast switching speed, low on-resistance, favorable stabilization.

Used in commercial and industrial surface mount applications and suited for low voltage applications such as DC/DC converters.

SYMBOL



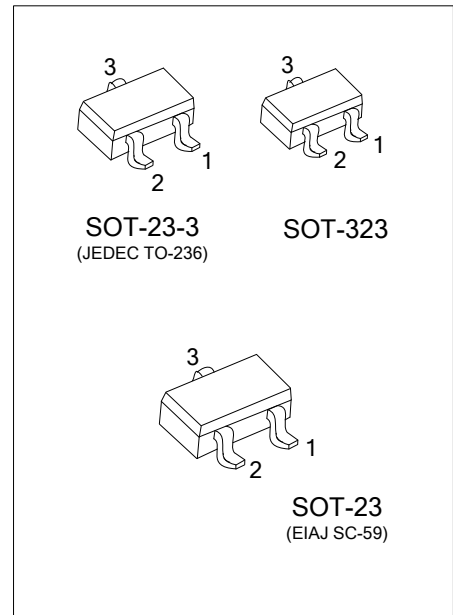
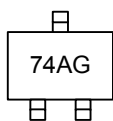
ORDERING INFORMATION

Ordering Number	Package	Pin Assignment			Packing
		1	2	3	
UT7401G-AE2-R	SOT-23-3	S	G	D	Tape Reel
UT7401G-AE3-R	SOT-23	S	G	D	Tape Reel
UT7401G-AL3-R	SOT-323	S	G	D	Tape Reel

Note: Pin Assignment: S: Source G: Gate D: Drain

	<p>(1) R: Tape Reel</p> <p>(2) AE2: SOT-23-3, AE3: SOT-23, AL3: SOT-323</p> <p>(3) G: Halogen Free and Lead Free</p>
--	--

MARKING



■ ABSOLUTE MAXIMUM RATINGS (Ta = 25°C, unless otherwise specified)

PARAMETER	SYMBOL	RATINGS	UNIT	
Drain-Source Voltage	V _{DSS}	-30	V	
Gate-Source Voltage	V _{GSS}	±12	V	
Continuous Drain Current (Note 2)	I _D	T _A =25°C	-1.2	A
		T _A =70°C	-1.0	A
Pulsed Drain Current (Note 3)	I _{DM}	-10	A	
Power Dissipation (Note 2)	P _D	T _A =25°C	350	mW
		T _A =70°C	220	mW
Junction Temperature	T _J	+150	°C	
Storage Temperature	T _{STG}	-55 ~ +150	°C	

Notes: 1. Absolute maximum ratings are those values beyond which the device could be permanently damaged.

Absolute maximum ratings are stress ratings only and functional device operation is not implied.

2. Pulse width limited by T_{J(MAX)}

3. Pulse width ≤300us, duty cycle ≤2%.

■ THERMAL DATA

PARAMETER	SYMBOL	RATINGS	UNIT
Junction to Ambient (Note 2)	θ _{JA}	425	°C/W

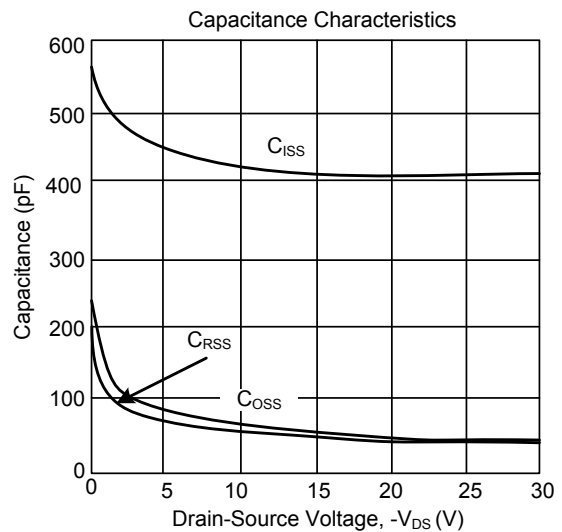
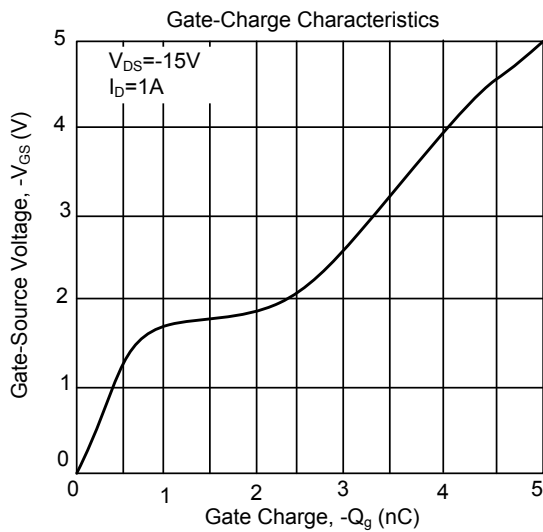
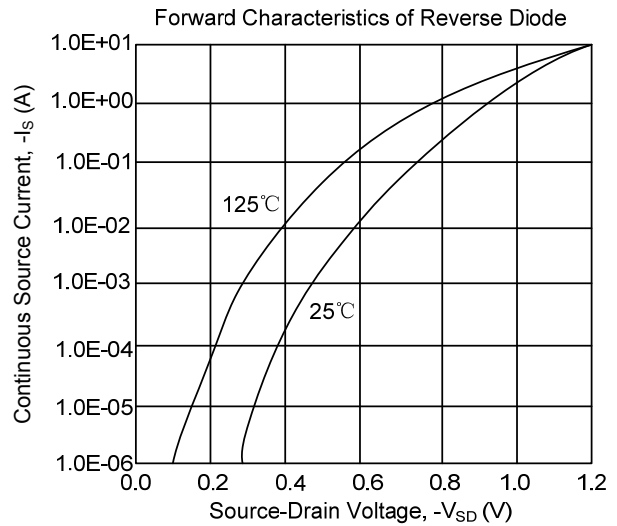
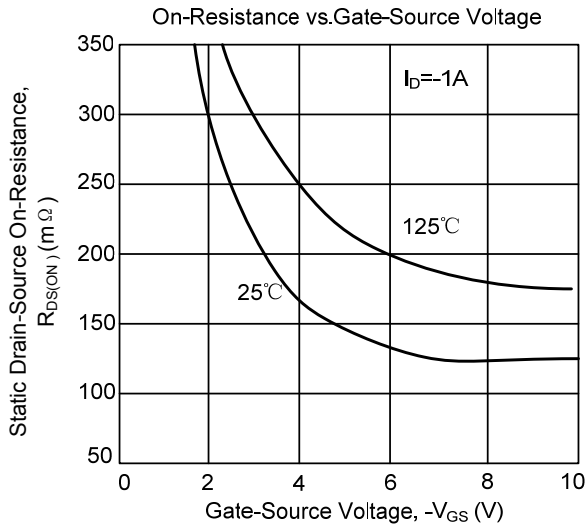
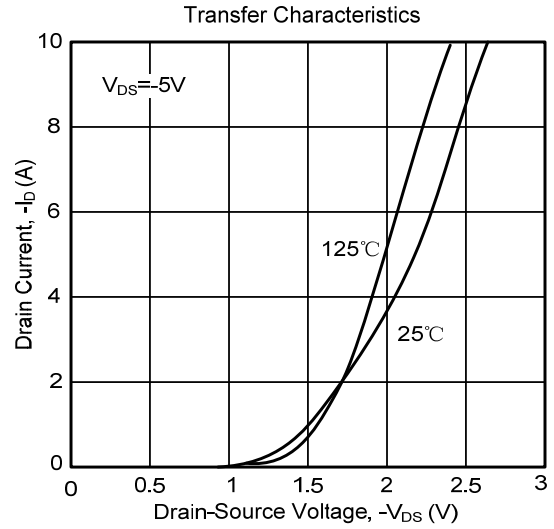
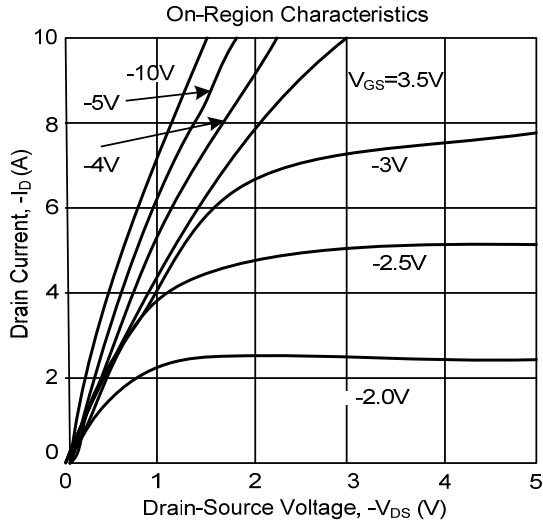
■ ELECTRICAL CHARACTERISTICS (T_J=25°C, unless otherwise specified)

PARAMETER	SYMBOL	TEST CONDITIONS	MIN	TYP	MAX	UNIT
OFF CHARACTERISTICS						
Drain-Source Breakdown Voltage	BV _{DSS}	V _{GS} =0V, I _D =-250uA	-30			V
Drain-Source Leakage Current	I _{DSS}	V _{DS} =-24V, V _{GS} =0V			-1	uA
Gate-Source Leakage Current	I _{GSS}	V _{DS} =0V, V _{GS} =±12V			±100	nA
ON CHARACTERISTICS						
Gate Threshold Voltage	V _{GS(TH)}	V _{DS} =V _{GS} , I _D =-250uA	-0.6	-1	-1.4	V
Drain-Source On-State Resistance (Note 1)	R _{DS(ON)}	V _{GS} =-10V, I _D =-1.2A		122	150	mΩ
		V _{GS} =-4.5V, I _D =-1.2A		147	200	mΩ
		V _{GS} =-2.5V, I _D =-1.0A		207	280	mΩ
DYNAMIC CHARACTERISTICS						
Input Capacitance	C _{ISS}	V _{GS} =0V, V _{DS} =-15V, f=1MHz		409		pF
Output Capacitance	C _{OSS}			55		pF
Reverse Transfer Capacitance	C _{RSS}			42		pF
SWITCHING CHARACTERISTICS						
Turn-ON Delay Time (Note 1)	t _{D(ON)}	V _{DS} =-15V, V _{GS} =-10V, R _G =3Ω, R _L =15Ω		6.2		ns
Turn-ON Rise Time	t _R			3.2		ns
Turn-OFF Delay Time	t _{D(OFF)}			41.2		ns
Turn-OFF Fall Time	t _F			14.5		ns
Total Gate Charge (Note 1)	Q _G	V _{DS} =-15V, V _{GS} =-4.5V, I _D =-1A		5.06		nC
Gate-Source Charge	Q _{GS}			0.72		nC
Gate-Drain Charge	Q _{GD}			1.58		nC
SOURCE- DRAIN DIODE RATINGS AND CHARACTERISTICS						
Drain-Source Diode Forward Voltage(Note2)	V _{SD}	V _{GS} =0V, I _S =-1A		-0.85	-1	V
Maximum Continuous Drain-Source Diode Forward Current	I _S				-0.5	A

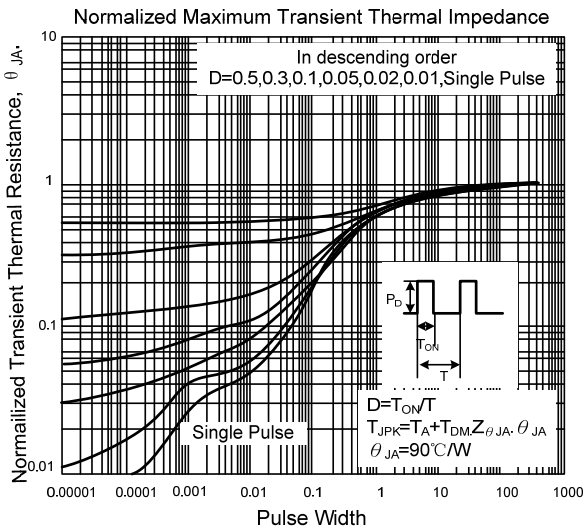
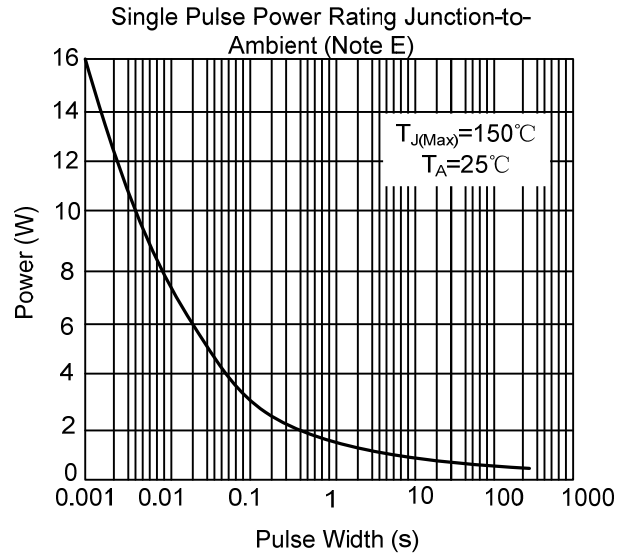
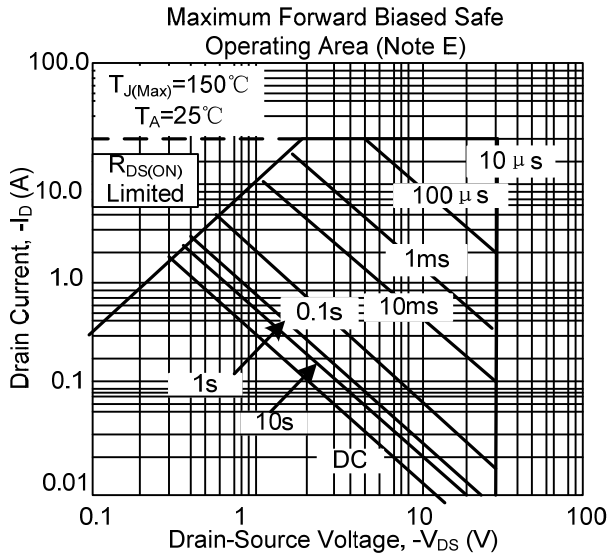
Notes: 1. Pulse width ≤300us, duty cycle ≤2%.

2. Surface mounted on 1 in² copper pad of FR4 board.

TYPICAL CHARACTERISTICS



■ TYPICAL CHARACTERISTICS(Cont.)



UTC assumes no responsibility for equipment failures that result from using products at values that exceed, even momentarily, rated values (such as maximum ratings, operating condition ranges, or other parameters) listed in products specifications of any and all UTC products described or contained herein. UTC products are not designed for use in life support appliances, devices or systems where malfunction of these products can be reasonably expected to result in personal injury. Reproduction in whole or in part is prohibited without the prior written consent of the copyright owner. The information presented in this document does not form part of any quotation or contract, is believed to be accurate and reliable and may be changed without notice.