



## MPSA42/43

## NPN SILICON TRANSISTOR

### HIGH VOLTAGE TRANSISTOR

#### DESCRIPTION

The UTC **MPSA42/43** are high voltage transistors, designed for telephone switch and high voltage switch.

#### FEATURES

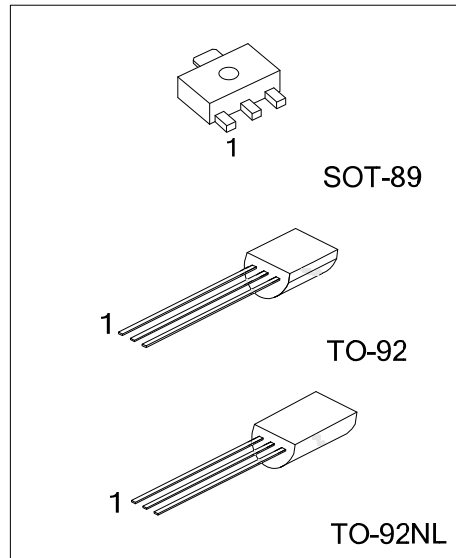
\*Collector-Emitter voltage:

$V_{CE0}=300V$ (UTC MPSA42)

$V_{CE0}=200V$ (UTC MPSA43)

\*High current gain

\*Complement to UTC MPSA92/93



#### ORDERING INFORMATION

Ordering Number		Package	Pin Assignment			Packing
Lead Free	Halogen Free		1	2	3	
-	MPSA42G-AB3-R	SOT-89	B	C	E	Tape Reel
MPSA42L-T92-B	MPSA42G-T92-B	TO-92	E	B	C	Tape Box
MPSA42L-T92-K	MPSA42G-T92-K	TO-92	E	B	C	Bulk
MPSA42L-T9N-B	MPSA42G-T9N-B	TO-92NL	E	B	C	Tape Box
MPSA42L-T9N-K	MPSA42G-T9N-K	TO-92NL	E	B	C	Bulk
-	MPSA43G-AB3-R	SOT-89	B	C	E	Tape Reel
MPSA43L-T92-B	MPSA43G-T92-B	TO-92	E	B	C	Tape Box
MPSA43L-T92-K	MPSA43G-T92-K	TO-92	E	B	C	Bulk

Note: Pin Assignment: B: Base C: Collector E: Emitter

<p>MPSA42G-AB3-R</p> <p>(1)Packing Type</p> <p>(2)Package Type</p> <p>(3)Green Package</p>	<p>(1) B: Tape Box, K: Bulk, R: Tape Reel</p> <p>(2) AB3: SOT-89, T92: TO-92, T9N: TO-92NL</p> <p>(3) L: Lead Free, G: Halogen Free and Lead Free</p>
--	---

# MPSA42/43

## NPN SILICON TRANSISTOR

### MARKING

Package	MPSA42	MPSA43
SOT-89		
TO-92		
TO-92NL		-

■ ABSOLUTE MAXIMUM RATINGS (Operating temperature range applies unless otherwise specified)

PARAMETER		SYMBOL	RATINGS	UNIT
Collector-Base Voltage	MPSA42	$V_{CBO}$	300	V
	MPSA43		200	V
Collector-Emitter Voltage	MPSA42	$V_{CEO}$	300	V
	MPSA43		200	V
Emitter-Base Voltage		$V_{EBO}$	6	V
Collector Current		$I_C$	500	mA
Collector Dissipation ( $T_A=25^\circ\text{C}$ )	SOT-89	$P_C$	500	mW
	TO-92/TO-92NL		625	mW
Junction Temperature		$T_J$	150	$^\circ\text{C}$
Storage Temperature		$T_{STG}$	-55 ~ +150	$^\circ\text{C}$

Note: Absolute maximum ratings are those values beyond which the device could be permanently damaged. Absolute maximum ratings are stress ratings only and functional device operation is not implied.

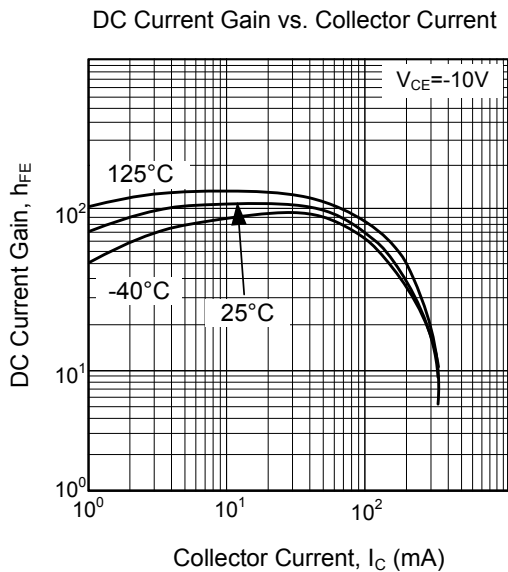
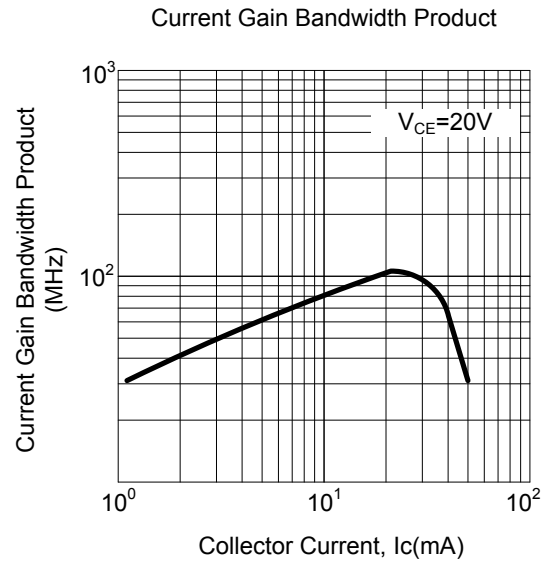
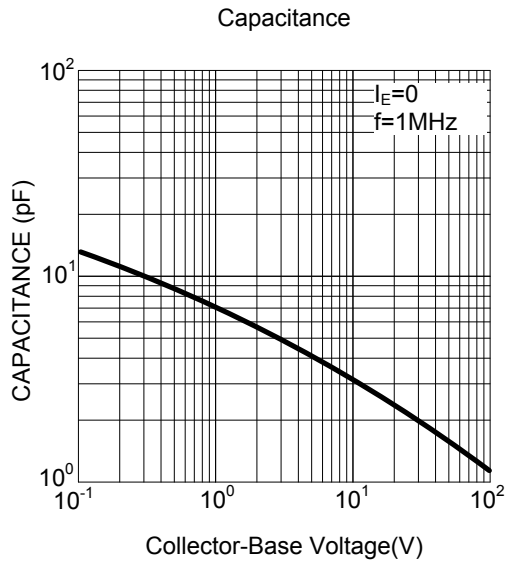
■ THERMAL DATA

PARAMETER		SYMBOL	RATINGS	UNIT
Junction to Ambient	SOT-89	$\theta_{JA}$	250	$^\circ\text{C/W}$
	TO-92/TO-92NL		200	$^\circ\text{C/W}$
Junction to Case	SOT-89	$\theta_{JC}$	43	$^\circ\text{C/W}$
	TO-92/TO-92NL		83.3	$^\circ\text{C/W}$

■ ELECTRICAL CHARACTERISTICS ( $T_J=25^\circ\text{C}$ , unless otherwise specified)

PARAMETER		SYMBOL	TEST CONDITIONS	MIN	TYP	MAX	UNIT
Collector-Base Breakdown Voltage	MPSA42	$BV_{CBO}$	$I_C=100\mu\text{A}, I_E=0$	300			V
	MPSA43			200			V
Collector-Emitter Breakdown Voltage	MPSA42	$BV_{CEO}$	$I_C=1\text{mA}, I_B=0$	300			V
	MPSA43			200			V
Emitter-Base Breakdown Voltage		$BV_{EBO}$	$I_E=100\mu\text{A}, I_C=0$	6			V
Collector Cut-Off Current	MPSA42	$I_{CBO}$	$V_{CB}=200\text{V}, I_E=0$			100	nA
	MPSA43		$V_{CB}=160\text{V}, I_E=0$			100	nA
Emitter Cut-Off Current	MPSA42	$I_{EBO}$	$V_{EB}=6\text{V}, I_C=0$			100	nA
	MPSA43		$V_{EB}=4\text{V}, I_C=0$			100	nA
DC Current Gain		$h_{FE}$	$V_{CE}=10\text{V}, I_C=1\text{mA}$	80			
			$V_{CE}=10\text{V}, I_C=10\text{mA}$	80			
			$V_{CE}=10\text{V}, I_C=30\text{mA}$	80		300	
Collector-Emitter Saturation Voltage		$V_{CE(SAT)}$	$I_C=20\text{mA}, I_B=2\text{mA}$			0.2	V
Base-Emitter Saturation Voltage		$V_{BE(SAT)}$	$I_C=20\text{mA}, I_B=2\text{mA}$			0.90	V
Current Gain Bandwidth Product		$f_T$	$V_{CE}=20\text{V}, I_C=10\text{mA}, f=100\text{MHz}$	50			MHz
Collector Base Capacitance	MPSA42	$C_{cb}$	$V_{CB}=20\text{V}, I_E=0, f=1\text{MHz}$			3	pF
	MPSA43					4	pF

## TYPICAL CHARACTERISTICS



UTC assumes no responsibility for equipment failures that result from using products at values that exceed, even momentarily, rated values (such as maximum ratings, operating condition ranges, or other parameters) listed in products specifications of any and all UTC products described or contained herein. UTC products are not designed for use in life support appliances, devices or systems where malfunction of these products can be reasonably expected to result in personal injury. Reproduction in whole or in part is prohibited without the prior written consent of the copyright owner. The information presented in this document does not form part of any quotation or contract, is believed to be accurate and reliable and may be changed without notice.