



# 2SD1803

## NPN SILICON TRANSISTOR

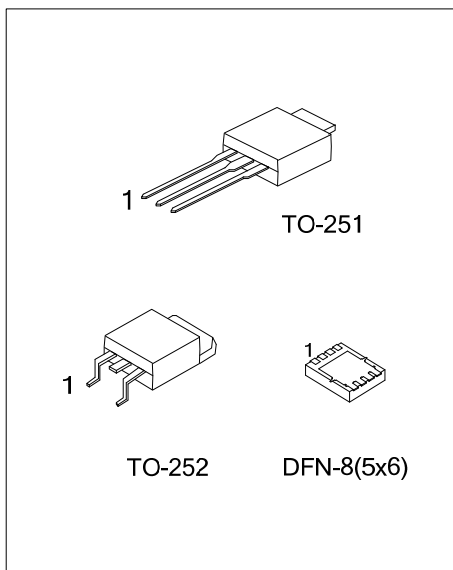
### HIGH CURRENT SWITCHING APPLICATION

#### DESCRIPTION

The UTC **2SD1803** applies to relay drivers, high-speed inverters, converters, and other general high-current switching applications.

#### FEATURES

- \*Low Collector-To-Emitter Saturation Voltage.
- \*High Current And High  $f_T$ .
- \*Excellent Linearity Of  $h_{FE}$ .
- \*Fast Switching Time.



#### ORDERING INFORMATION

Ordering Number		Package	Pin Assignment								Packing
Lead Free	Halogen Free		1	2	3	4	5	6	7	8	
2SD1803L-x-TM3-T	2SD1803G-x-TM3-T	TO-251	B	C	E	-	-	-	-	-	Tube
2SD1803L-x-TN3-R	2SD1803G-x-TN3-R	TO-252	B	C	E	-	-	-	-	-	Tape Reel
-	2SD1803G-x-K08-5060-R	DFN-8(5x6)	E	E	E	B	C	C	C	C	Tape Reel

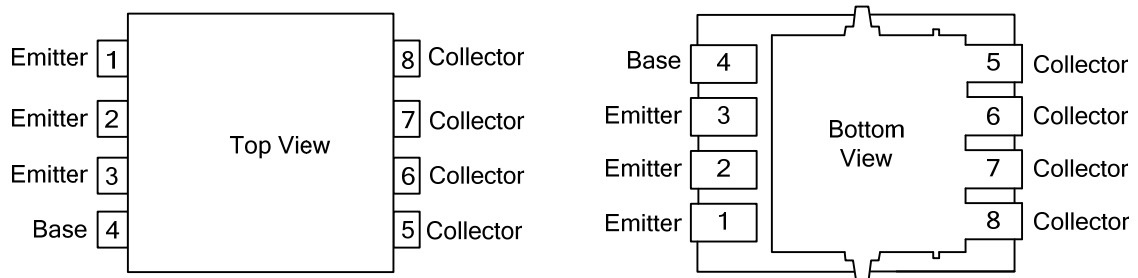
Note: Pin Assignment: C: Collector B: Base E: Emitter

<p>2SD1803L-x-TM3-T</p>	<p>(1) R: Tape Reel, T: Tube                  (2) TM3: TO-251, TN3: TO-252, K08-5060: DFN-8(5x6)                  (3) x: refer to Classification of <math>h_{FE1}</math>                  (4) L: Lead Free, G: Halogen Free and Lead Free</p>
-------------------------	---

#### MARKING

TO-251 / TO-252	DFN-8(5x6)

### ■ PIN CONFIGURATION



DFN-8(5x6)

■ ABSOLUTE MAXIMUM RATINGS ( $T_A = 25^\circ\text{C}$ , unless otherwise specified)

PARAMETER	SYMBOL	RATINGS	UNIT
Collector-Base Voltage	$V_{CB0}$	60	V
Collector-Emitter Voltage	$V_{CEO}$	50	V
Emitter-Base Voltage	$V_{EBO}$	6	V
Collector Current	DC	$I_C$	5
	PULSE	$I_{CM}$	8
Power Dissipation	$T_A=25^\circ\text{C}$	$P_D$	1
	$T_C=25^\circ\text{C}$		20
Junction Temperature	$T_J$	+150	$^\circ\text{C}$
Storage Temperature	$T_{STG}$	-40 ~ +150	$^\circ\text{C}$

Note: Absolute maximum ratings are those values beyond which the device could be permanently damaged. Absolute maximum ratings are stress ratings only and functional device operation is not implied.

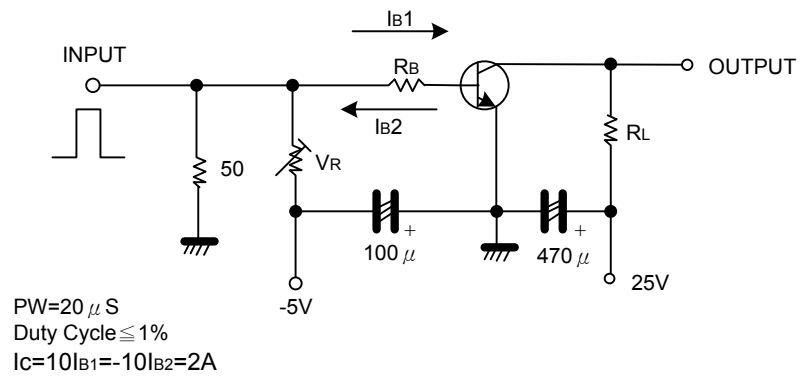
■ ELECTRICAL CHARACTERISTICS ( $T_A = 25^\circ\text{C}$ , unless otherwise specified.)

PARAMETER	SYMBOL	TEST CONDITIONS	MIN	TYP	MAX	UNIT
Collector-Base Breakdown Voltage	$BV_{CB0}$	$I_C=10\mu\text{A}, I_E=0$	60			V
Collector-Emitter Breakdown Voltage	$BV_{CEO}$	$I_C=1\text{mA}, R_{BE}=\infty$	50			V
Emitter-Base Breakdown Voltage	$BV_{EBO}$	$I_E=10\mu\text{A}, I_C=0$	6			V
Collector Cutoff Current	$I_{CB0}$	$V_{CB}=40\text{V}, I_E=0$			1	$\mu\text{A}$
Emitter Cutoff Current	$I_{EBO}$	$V_{EB}=4\text{V}, I_C=0$			1	$\mu\text{A}$
DC Current Gain	$h_{FE1}$	$V_{CE}=2\text{V}, I_C=0.5\text{A}$	70		400	
	$h_{FE2}$	$V_{CE}=2\text{V}, I_C=4\text{A}$	35			
C-E Saturation Voltage	$V_{CE(SAT)}$	$I_C=3\text{A}, I_B=0.15\text{A}$		220	400	mV
B-E Saturation Voltage	$V_{BE(SAT)}$	$I_C=3\text{A}, I_B=0.15\text{A}$		0.95	1.3	V
Gain-Bandwidth Product	$f_T$	$V_{CE}=5\text{V}, I_C=1\text{A}$		180		MHz
Output Capacitance	$C_{ob}$	$V_{CB}=10\text{V}, f=1\text{MHz}$		40		pF
Turn-on Time	$t_{ON}$	See Test Circuit		50		ns
Storage Time	$t_S$	See Test Circuit		500		ns
Fall Time	$t_F$	See Test Circuit		20		ns

■ CLASSIFICATION OF  $h_{FE1}$

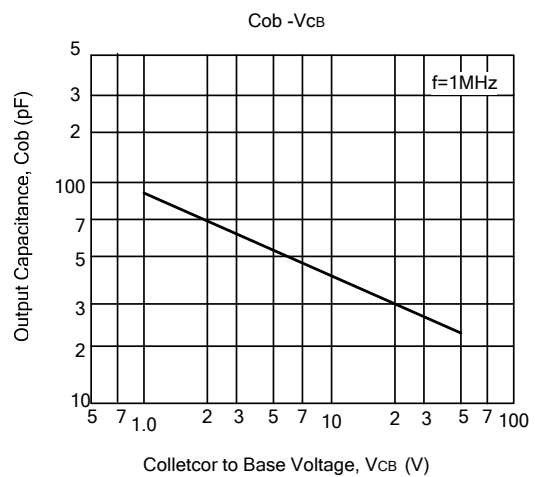
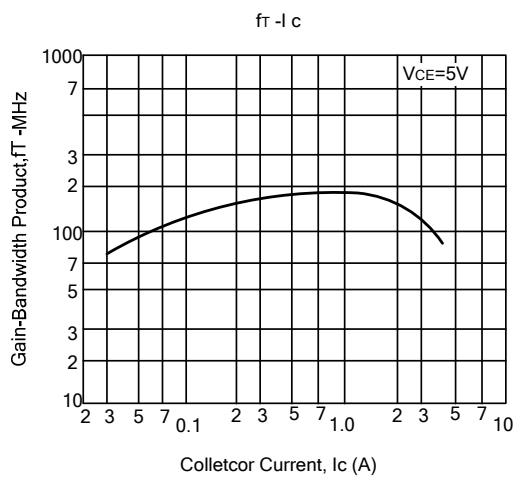
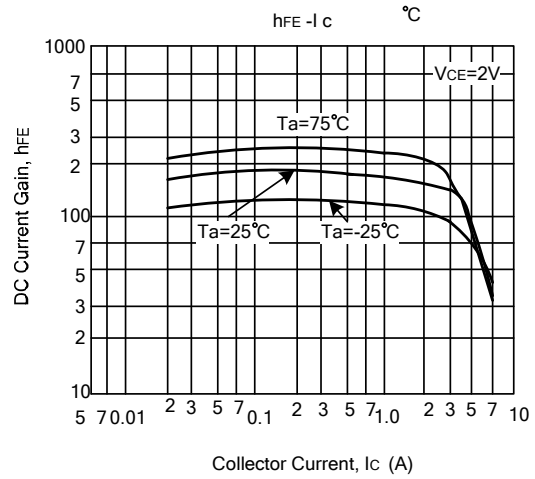
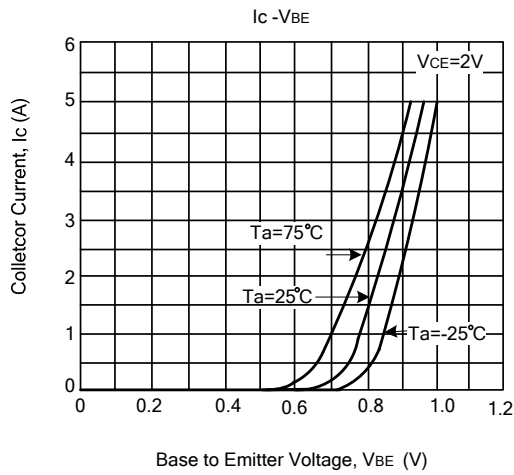
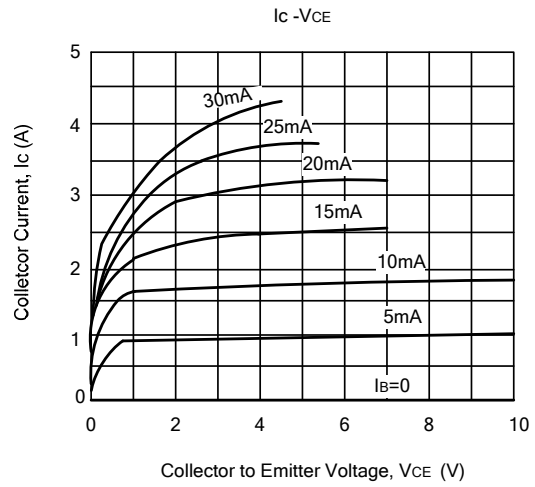
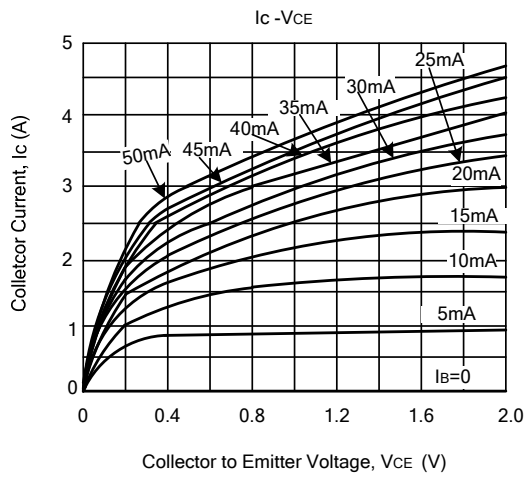
RANK	Q	R	S	T
RANGE	70 ~ 140	100 ~ 200	140 ~ 280	200 ~ 400

### ■ TEST CIRCUIT

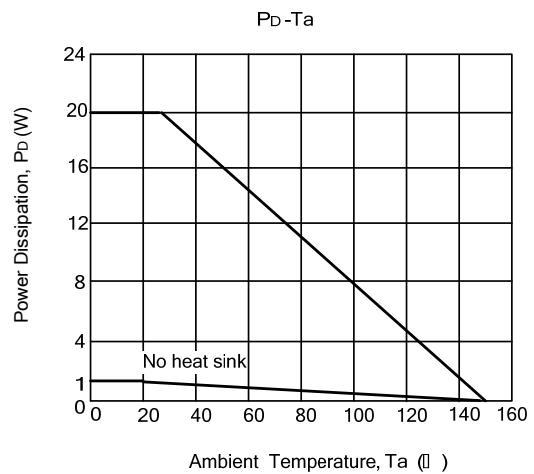
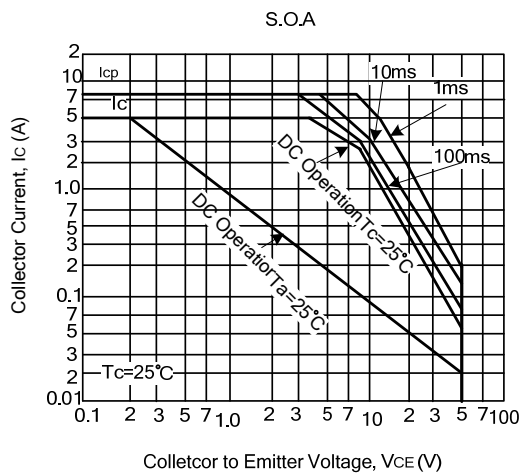
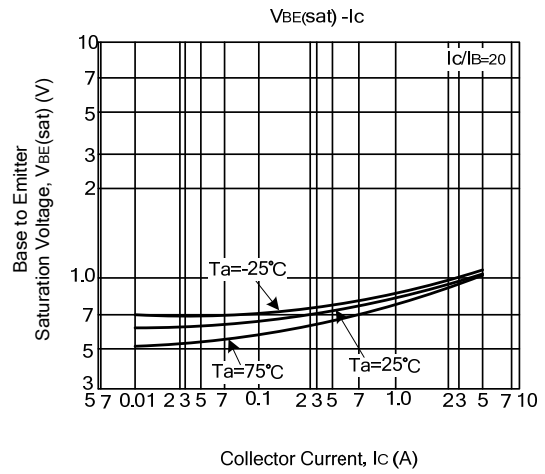
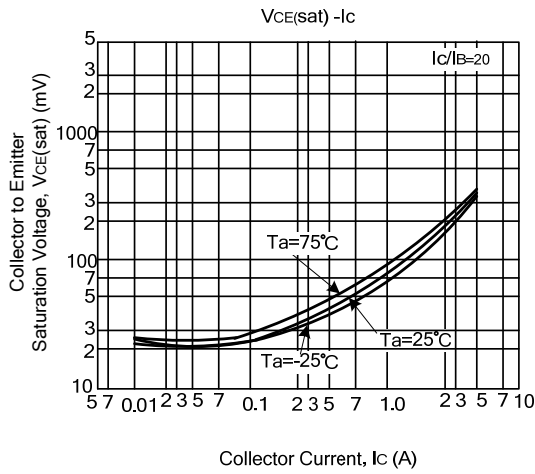


(Unit : (resistance :  $\Omega$ , capacitance : F))

## ■ TYPICAL CHARACTERISTICS



## TYPICAL CHARACTERISTICS(Cont.)



UTC assumes no responsibility for equipment failures that result from using products at values that exceed, even momentarily, rated values (such as maximum ratings, operating condition ranges, or other parameters) listed in products specifications of any and all UTC products described or contained herein. UTC products are not designed for use in life support appliances, devices or systems where malfunction of these products can be reasonably expected to result in personal injury. Reproduction in whole or in part is prohibited without the prior written consent of the copyright owner. The information presented in this document does not form part of any quotation or contract, is believed to be accurate and reliable and may be changed without notice.