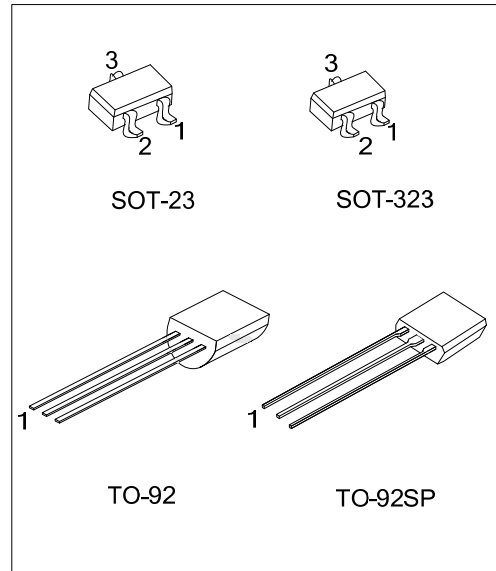




# 2SA733

## PNP SILICON TRANSISTOR

### LOW FREQUENCY AMPLIFIER PNP EPITAXIAL SILICON TRANSISTOR



■ **DESCRIPTION**

The UTC **2SA733** is a low frequency amplifier.

■ **FEATURES**

- \* Collector-emitter voltage:  
BV<sub>CEO</sub>=-50V
- \* Collector current up to -150mA
- \* High h<sub>FE</sub> linearity
- \* Complimentary to 2SC945

■ **ORDERING INFORMATION**

Ordering Number		Package	Pin Assignment			Packing
Lead Free	Halogen Free		1	2	3	
-	2SA733G-x-AE3-R	SOT-23	E	B	C	Tape Reel
-	2SA733G-x-AL3-R	SOT-323	E	B	C	Tape Reel
2SA733L-x-T92-B	2SA733G-x-T92-B	TO-92	E	C	B	Tape Box
2SA733L-x-T92-K	2SA733G-x-T92-K	TO-92	E	C	B	Bulk
2SA733L-x-T9S-B	2SA733G-x-T9S-B	TO-92SP	E	C	B	Tape Box
2SA733L-x-T9S-K	2SA733G-x-T9S-K	TO-92SP	E	C	B	Bulk

Note: Pin Assignment: E: Emitter      C: Collector      B: Base

<p>2SA733G-x-AE3-R</p> <p>(1)Packing Type (2)Package Type (3)Rank (4)Green Package</p>	<p>(1) B: Tape Box, K: Bulk, R: Tape Reel (2) AE3: SOT-23, AL3: SOT-323, T92: TO-92 T9S: TO-92SP (3) x: refer to Classification of h<sub>FE</sub> (4) G: Halogen Free and Lead Free, L: Lead Free</p>
--	---

■ **MARKING**

SOT-23 / SOT-323	TO-92	TO-92SP
	<p>UTC A 7 3 3 □ Rank ← 1 → Data Code</p> <p>L: Lead Free G: Halogen Free</p>	<p>UTC 2SA733 □ 1 → Data Code</p> <p>L: Lead Free G: Halogen Free</p>

■ ABSOLUTE MAXIMUM RATING ( $T_A=25^\circ\text{C}$ , unless otherwise specified)

PARAMETER		SYMBOL	RATINGS	UNIT
Collector-Base Voltage		$V_{CBO}$	-60	V
Collector-Emitter Voltage		$V_{CEO}$	-50	V
Emitter-Base Voltage		$V_{EBO}$	-5	V
Collector Dissipation	SOT-23	$P_C$	300	mW
	SOT-323		200	
	TO-92		750	
	TO-92SP		550	
Collector Current		$I_C$	-150	mA
Junction Temperature		$T_J$	125	$^\circ\text{C}$
Storage Temperature		$T_{STG}$	-55 ~ +150	$^\circ\text{C}$

Note: Absolute maximum ratings are those values beyond which the device could be permanently damaged.  
 Absolute maximum ratings are stress ratings only and functional device operation is not implied.

■ ELECTRICAL CHARACTERISTICS ( $T_A=25^\circ\text{C}$ , unless otherwise specified)

PARAMETER	SYMBOL	TEST CONDITIONS	MIN	TYP	MAX	UNIT
Collector-Base Breakdown Voltage	$BV_{CBO}$	$I_C=-100\mu\text{A}$ , $I_E=0$	-60			V
Collector-Emitter Breakdown Voltage	$BV_{CEO}$	$I_C=-10\text{mA}$ , $I_B=0$	-50			V
Collector-Emitter Saturation Voltage	$V_{CE(SAT)}$	$I_C=-100\text{mA}$ , $I_B=-10\text{mA}$		-0.1	-0.3	V
Collector Cut-Off Current	$I_{CBO}$	$V_{CB}=-40\text{V}$ , $I_E=0$			-100	nA
Emitter Cut-Off Current	$I_{EBO}$	$V_{EB}=-3\text{V}$ , $I_C=0$			-100	nA
DC Current Gain	$h_{FE}$	$V_{CE}=-6\text{V}$ , $I_C=-1\text{mA}$	90		600	
Current Gain Bandwidth Product	$f_T$	$V_{CE}=-10\text{V}$ , $I_C=-50\text{mA}$	100	190		MHz
Output Capacitance	$C_{ob}$	$V_{CB}=-10\text{V}$ , $I_E=0$ , $f=1\text{MHz}$		2.0	3.0	pF
Noise Figure	NF	$I_C=-0.1\text{mA}$ , $V_{CE}=-6\text{V}$ $R_G=10\text{k}\Omega$ , $f=100\text{Hz}$		4.0	6.0	dB

■ CLASSIFICATION OF  $h_{FE}$

RANK	R	Q	P	K
RANGE	90-180	135-270	200-400	300-600

## TYPICAL CHARACTERISTICS

Fig.1 Static Characteristics

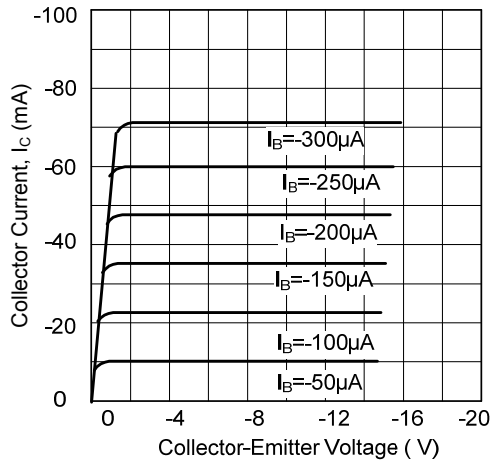


Fig.2 DC Current Gain

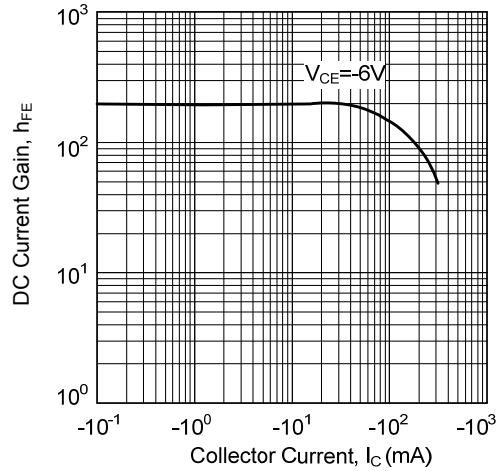


Fig.3 Base-Emitter on Voltage

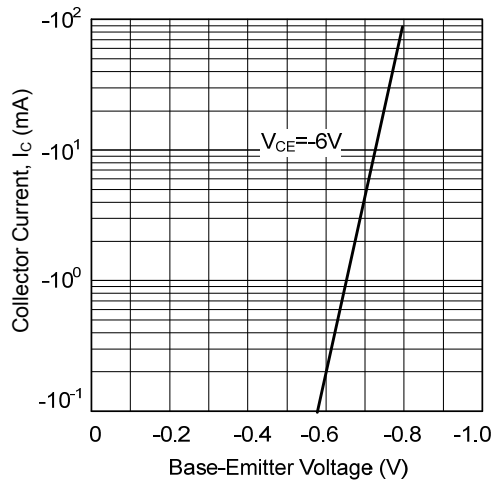


Fig.4 Saturation Voltage

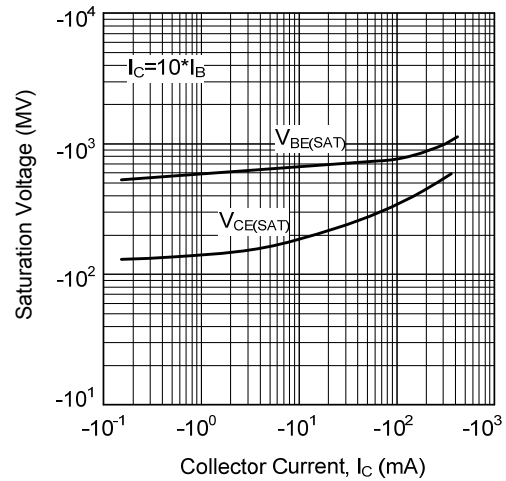


Fig.5 Current Gain-Bandwidth Product

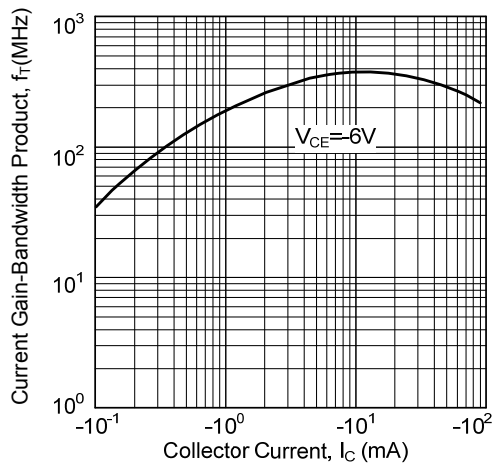
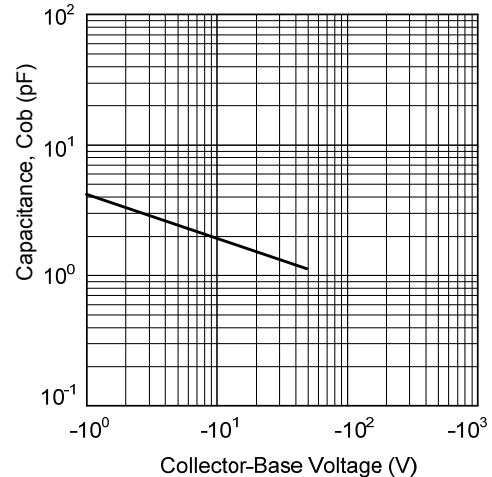
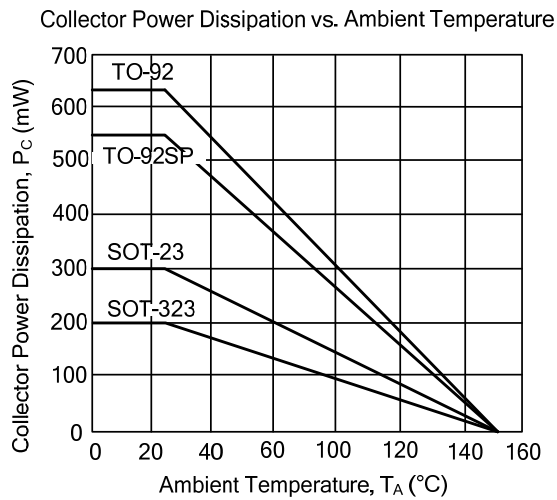


Fig.6 Collector Output Capacitance



### ■ TYPICAL CHARACTERISTICS(Cont.)



UTC assumes no responsibility for equipment failures that result from using products at values that exceed, even momentarily, rated values (such as maximum ratings, operating condition ranges, or other parameters) listed in products specifications of any and all UTC products described or contained herein. UTC products are not designed for use in life support appliances, devices or systems where malfunction of these products can be reasonably expected to result in personal injury. Reproduction in whole or in part is prohibited without the prior written consent of the copyright owner. The information presented in this document does not form part of any quotation or contract, is believed to be accurate and reliable and may be changed without notice.